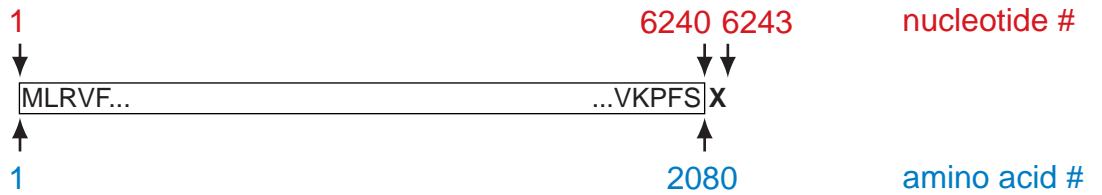


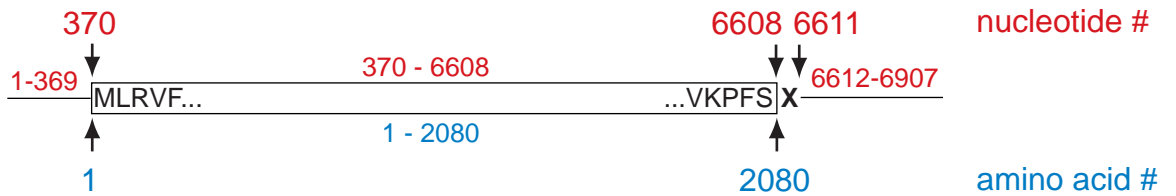
## Consensus DYSF protein



This consensus sequence is based on the GenBank sequence NM\_003494. The first base of the ATG start codon is position 1, and the last base of the stop codon after the final amino acid (S) is position 6243. The DYSF protein is 2080 amino acids long.

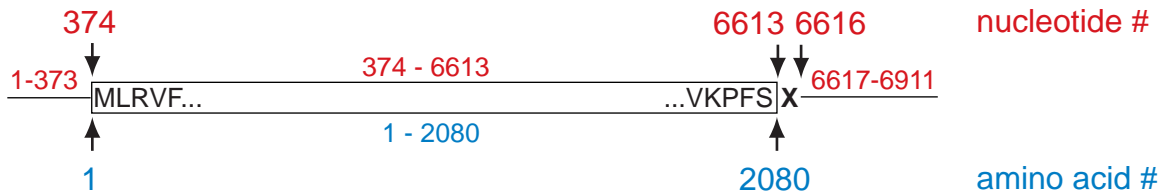
## Dysferlin sequences submitted to GenBank

### NM\_003494:



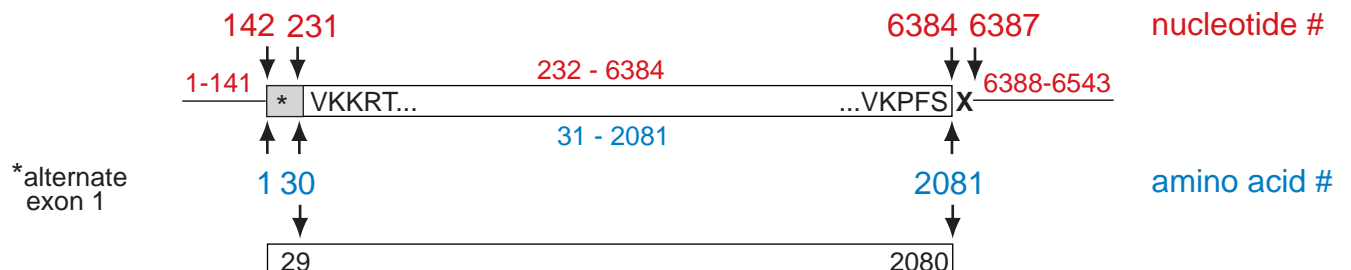
The DYSF coding region begins at position 370 and ends at position 6608 of this mRNA nucleotide sequence. The full 2080 amino acid protein is present. This is the GenBank sequence used for the consensus sequence above.

### AF075575:



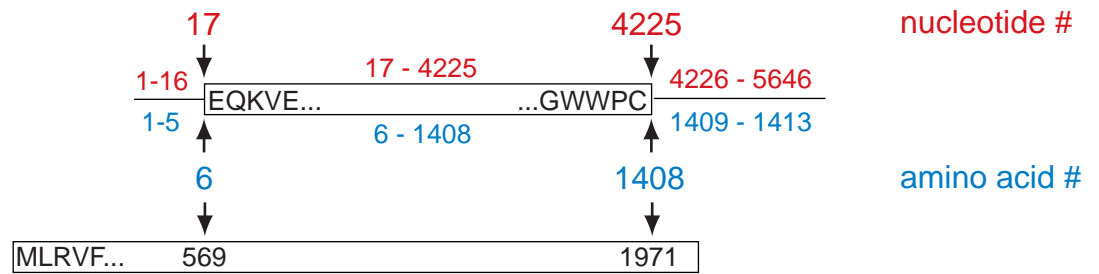
The DYSF coding region begins at position 374 and ends at position 6613 of this mRNA nucleotide sequence. The full 2080 amino acid protein is present.

### DQ267935:



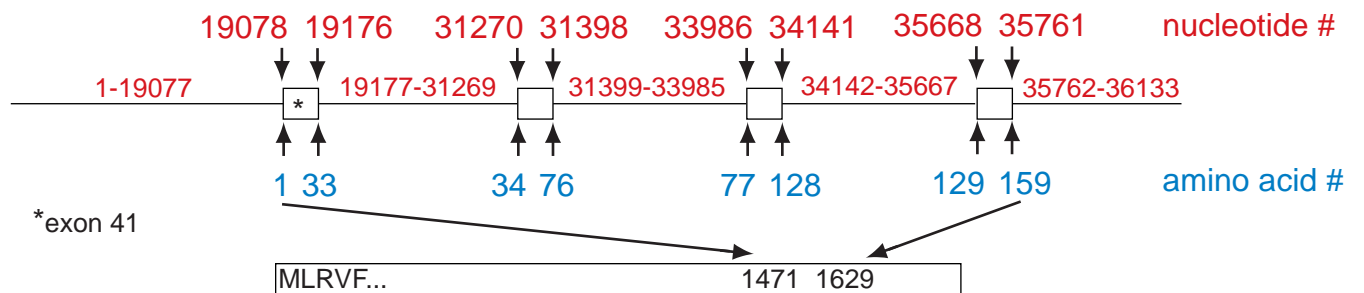
This mRNA sequence codes for an alternate first exon for the DYSF protein. The coding region begins at position 142 and ends at position 6384 of the nucleotide sequence. The alternate first exon (amino acids 1 - 30 of DQ267935) is coded by nucleotides 142 - 231 and is one amino acid longer than the standard first exon. Amino acids 31 - 2081 of DQ267935 correspond to amino acids 30 - 2080 of the consensus DYSF protein.

**AJ007670:**



Amino acids 6 - 1408 of this sequence (coded by nucleotides 17 - 4225) correspond to amino acids 569 - 1971 of the consensus DYSF protein. There is a one base insertion at position 4225 of the nucleotide sequence, which changes the reading frame for the rest of the protein sequence.

**AJ007973:**



This genomic DNA sequence includes exons 41-44 of the DYSF protein (amino acids 1471 - 1629 of the consensus protein sequence). Exon 41 starts at position 19078 of the nucleotide sequence, and the other boundaries between exons (boxes) and introns (lines) are also indicated.

**AJ566204:**



This genomic DNA sequence includes the 5' UTR and exon 1 of the DYSF protein (amino acids 1 - 29 of the consensus protein sequence). Exon 1 starts at position 3854 of the nucleotide sequence.

**Accession:** NM\_003494  
**Definition:** Homo sapiens dysferlin, limb girdle muscular dystrophy 2B (autosomal recessive) (DYSF), mRNA.  
**Nucleotide:** 6907 bp  
**Protein:** 2080 aa  
**Date:** Mar 26, 2002  
**Reference:** multiple (consensus sequence)

**Accession:** AF075575  
**Definition:** Homo sapiens dysferlin mRNA, complete cds.  
**Nucleotide:** 6911 bp  
**Protein:** 2080 aa  
**Date:** Oct 9, 1998  
**Reference:**

Liu J, et al, and Brown RH Jr. 1998. Dysferlin, a novel skeletal muscle gene, is mutated in Miyoshi myopathy and limb girdle muscular dystrophy. *Nat Genet* 20(1):31-36.

**Accession:** DQ267935  
**Definition:** Homo sapiens dysferlin\_v1 (DYSF) mRNA, complete cds.  
**Nucleotide:** 6543 bp  
**Protein:** 2081 aa  
**Date:** Oct 27, 2005

**Reference:**

Pramono ZAD, et al, and Yee WC. 2006. Identification and characterization of a novel human dysferlin transcript: dysferlin\_v1. *Hum Genet* 120(3):410-419.

**Accession:** AJ007670  
**Definition:** Homo sapiens mRNA for LGMD2B protein.  
**Nucleotide:** 5646 bp  
**Protein:** 1413 aa  
**Date:** Jul 13, 1998  
**Reference:**

Bashir R, et al, and Bushby K. 1998. A gene related to *Caenorhabditis elegans* spermatogenesis factor fer-1 is mutated in limb-girdle muscular dystrophy type 2B. *Nat Genet* 20(1):37-42.

**Accession:** AJ007973  
**Definition:** Homo sapiens LGMD2B gene.  
**Nucleotide:** 36133 bp  
**Protein:** 158 aa  
**Date:** Jun 15, 1998  
**Reference:**

Bashir R, et al, and Bushby K. 1998. A gene related to *Caenorhabditis elegans* spermatogenesis factor fer-1 is mutated in limb-girdle muscular dystrophy type 2B. *Nat Genet* 20(1):37-42.

**Accession:** AJ566204  
**Definition:** Homo sapiens partial *DYSF* gene for dysferlin, 5' UTR and exon 1.  
**Nucleotide:** 4165 bp  
**Protein:** 29 aa  
**Date:** Jun 9, 2003  
**Reference:**

Foxton RM, Laval SH, and Bushby KM. 2004. Characterisation of the dysferlin skeletal muscle promoter. *Eur J Hum Genet* 12(2):127-131.